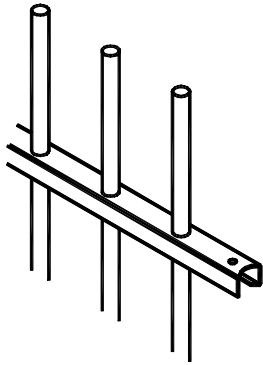


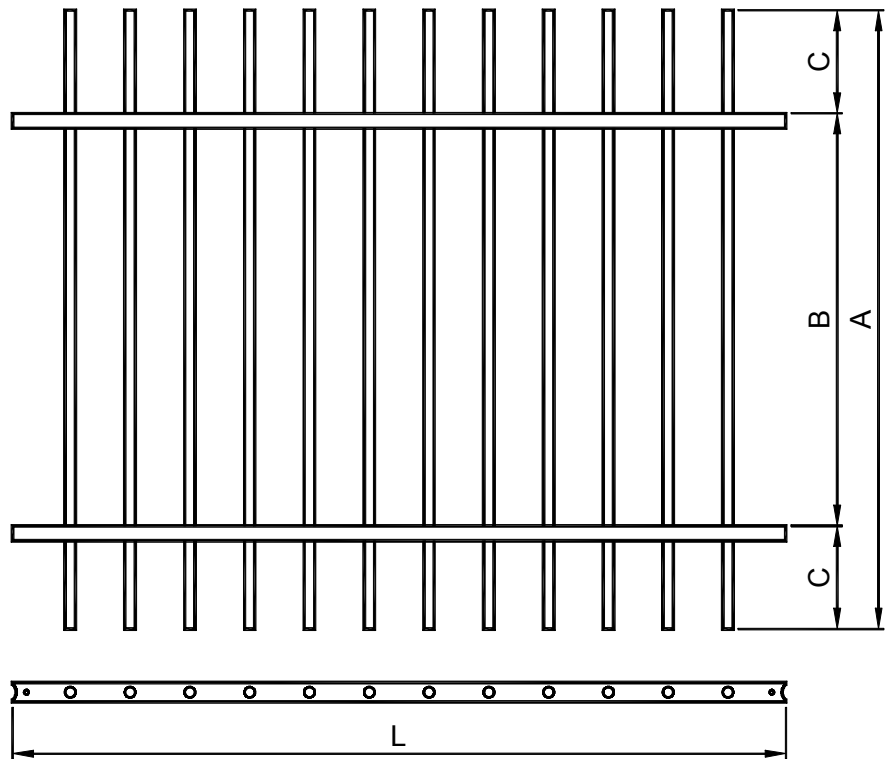
RINGHIERA MODULARE
 PROFILATO TONDO Ø20 - ACCIAIO INOX
MODULAR RAILING
 ROUND TUBE Ø20 - STAINLESS STEEL

T20N...
 Normale *Normal*

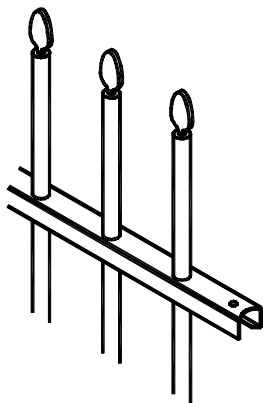


Dimensioni standard
 Standard dimensions

L	A	B	C
1250	1000	800	100
1500	1200	800	200
2000	1500	1100	200

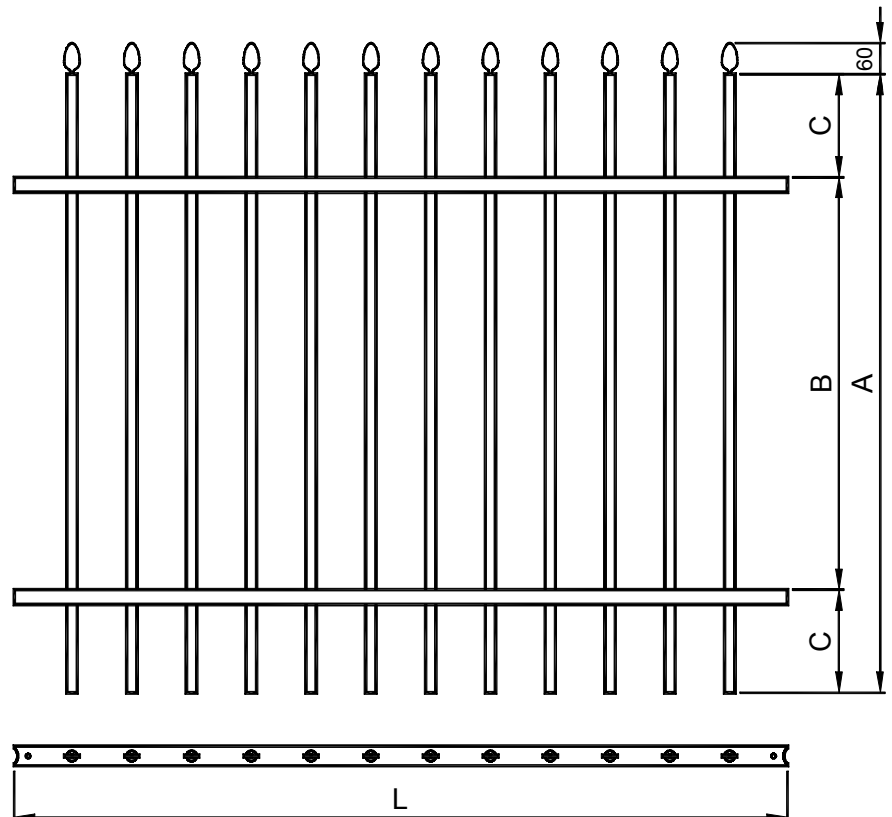


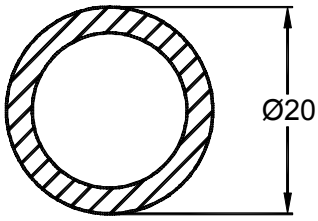
T20F...
 Foglia *Leaf*



Dimensioni standard
 Standard dimensions

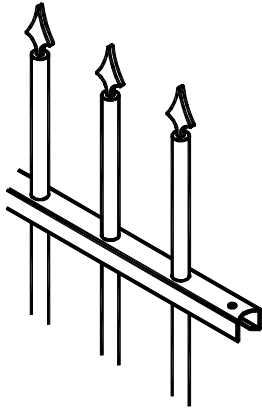
L	A	B	C
1250	1000	800	100
1500	1200	800	200
2000	1500	1100	200





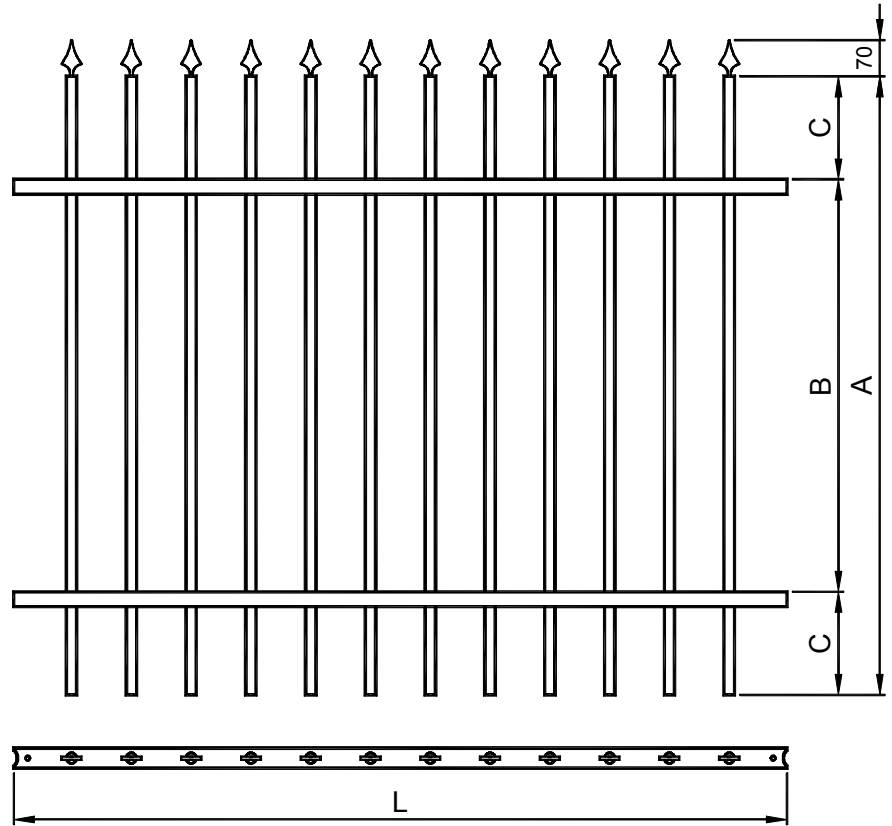
RINGHIERA MODULARE
 PROFILATO TONDO Ø20 - ACCIAIO INOX
MODULAR RAILING
 ROUND TUBE Ø20 - STAINLESS STEEL

T20P...
 Punta Leader

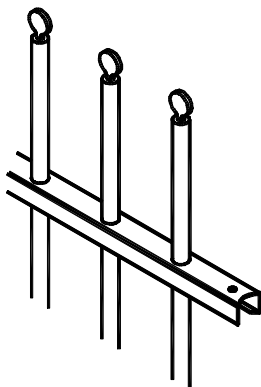


Dimensioni standard
 Standard dimensions

L	A	B	C
1250	1000	800	100
1500	1200	800	200
2000	1500	1100	200

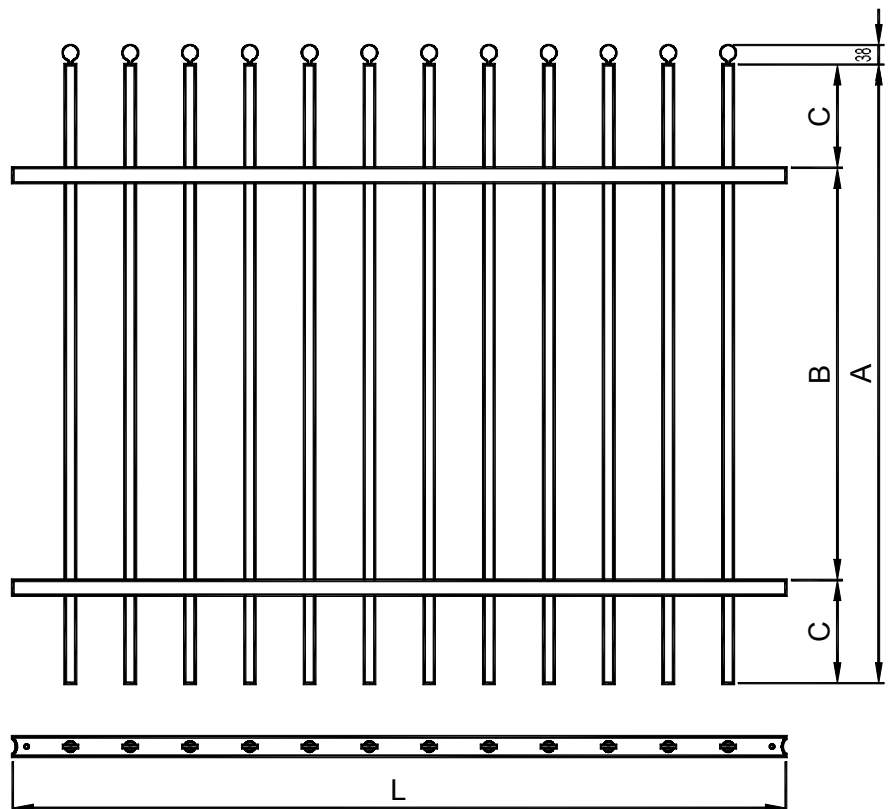


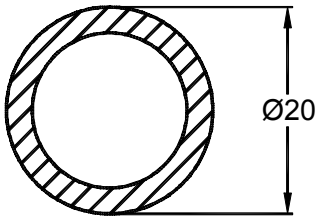
T20T...
 Tonda Round



Dimensioni standard
 Standard dimensions

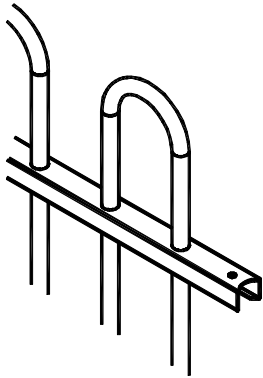
L	A	B	C
1250	1000	800	100
1500	1200	800	200
2000	1500	1100	200





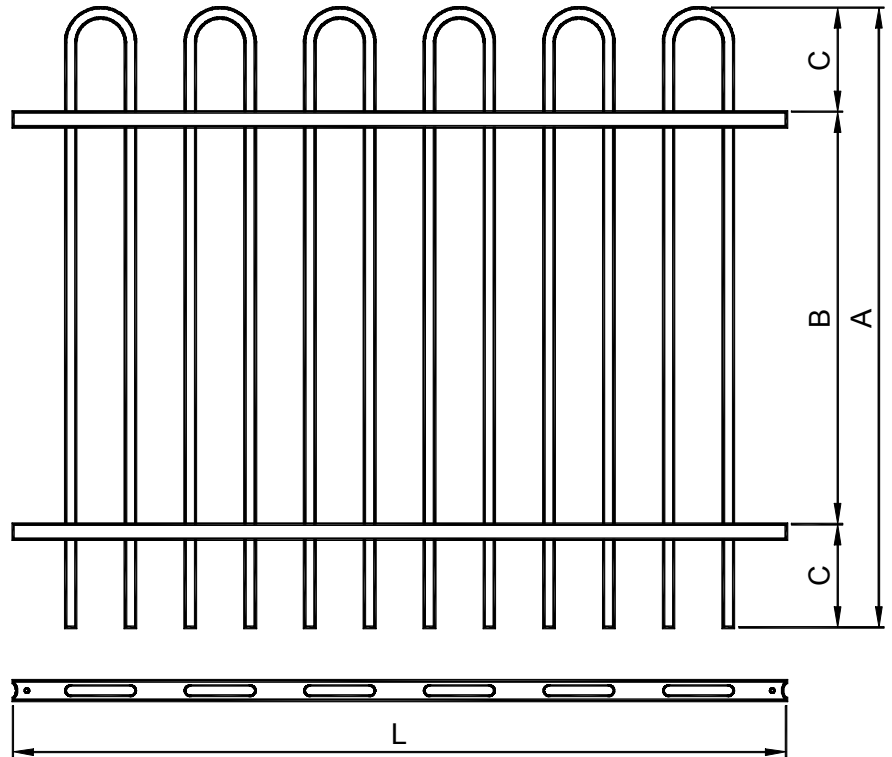
RINGHIERA MODULARE
 PROFILATO TONDO Ø20 - ACCIAIO INOX
MODULAR RAILING
 ROUND TUBE Ø20 - STAINLESS STEEL

T20A...
 Arco Arc

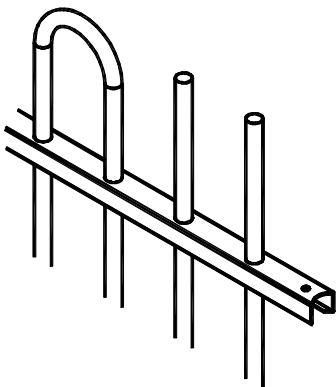


Dimensioni standard
 Standard dimensions

L	A	B	C
1250	1000	800	100
1500	1200	800	200
2000	1500	1100	200

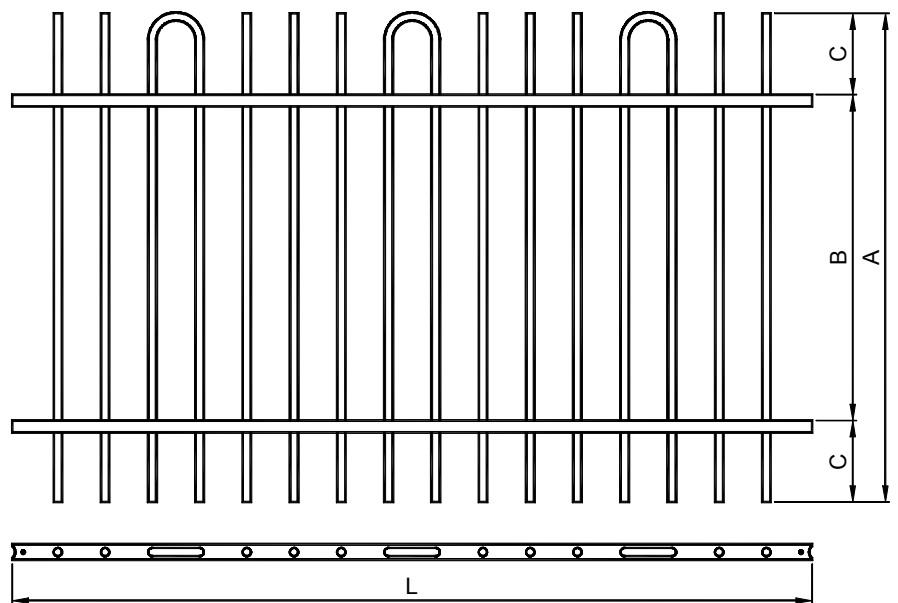



T20M...
 Mista Mixed



Dimensioni standard
 Standard dimensions

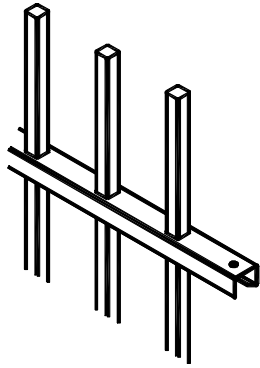
L	A	B	C
2000	1000	800	100
2000	1200	800	200
2000	1500	1100	200





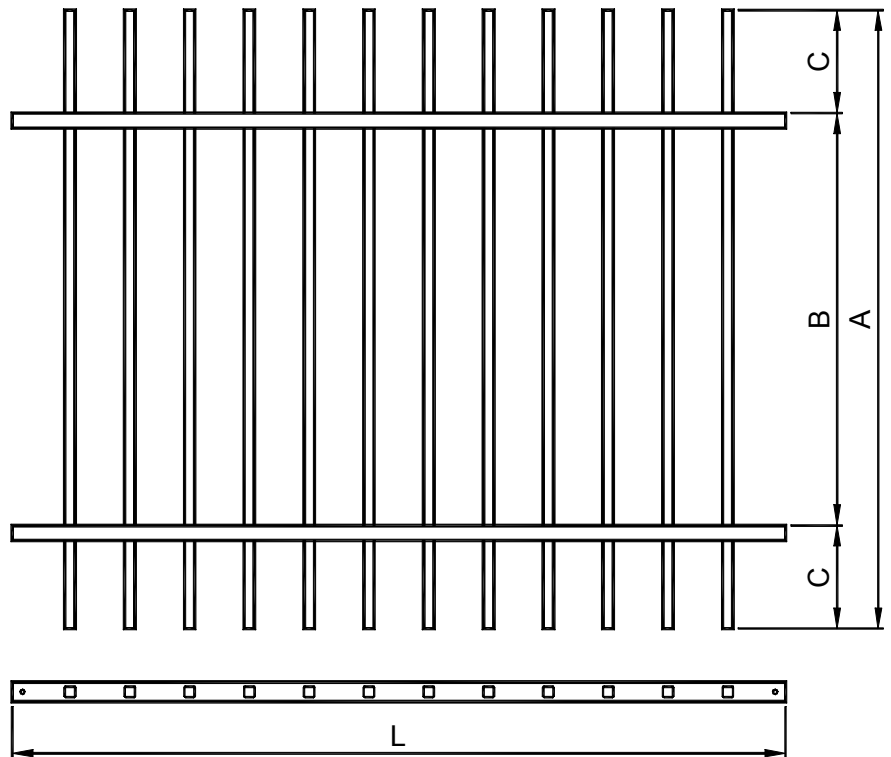
RINGHIERA MODULARE
 PROFILATO QUADRO 20x20 - ACCIAIO INOX
MODULAR RAILING
 SQUARE TUBE 20x20 - STAINLESS STEEL

Q20N...
 Normale *Normal*

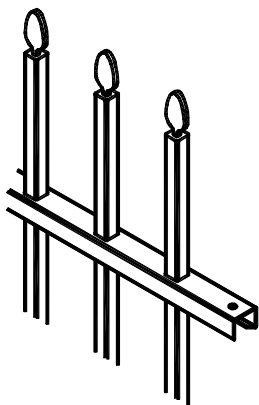


Dimensioni standard
 Standard dimensions

L	A	B	C
1250	1000	800	100
1500	1200	800	200
2000	1500	1100	200

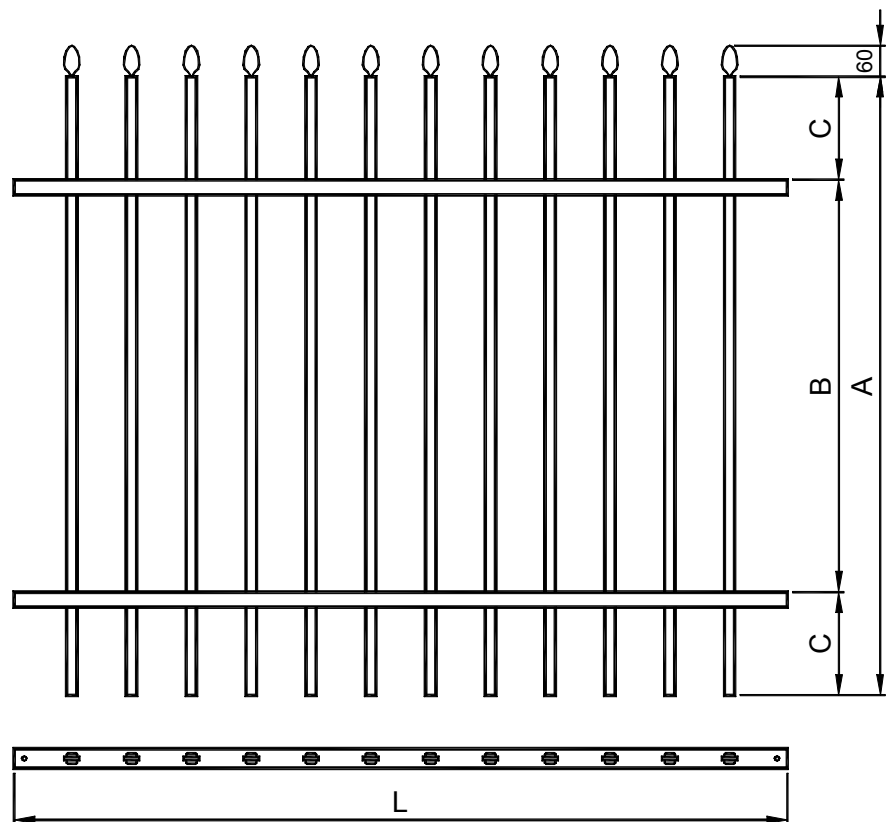



Q20F...
 Foglia *Leaf*



Dimensioni standard
 Standard dimensions


L	A	B	C
1250	1000	800	100
1500	1200	800	200
2000	1500	1100	200





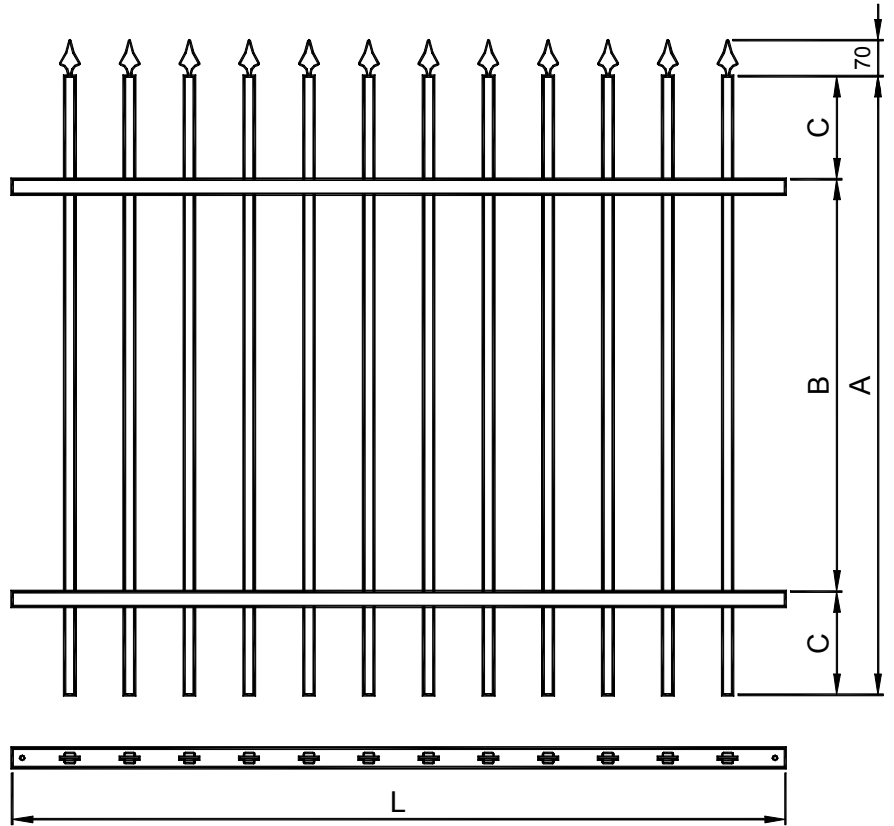
RINGHIERA MODULARE
 PROFILATO QUADRO 20x20 - ACCIAIO INOX
MODULAR RAILING
 SQUARE TUBE 20x20 - STAINLESS STEEL

Q20P...
 Punta Leader

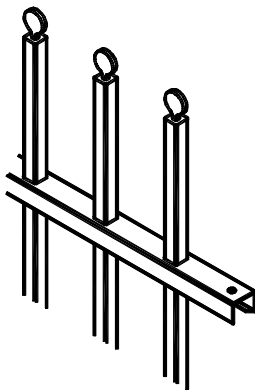


Dimensioni standard
 Standard dimensions

L	A	B	C
1250	1000	800	100
1500	1200	800	200
2000	1500	1100	200

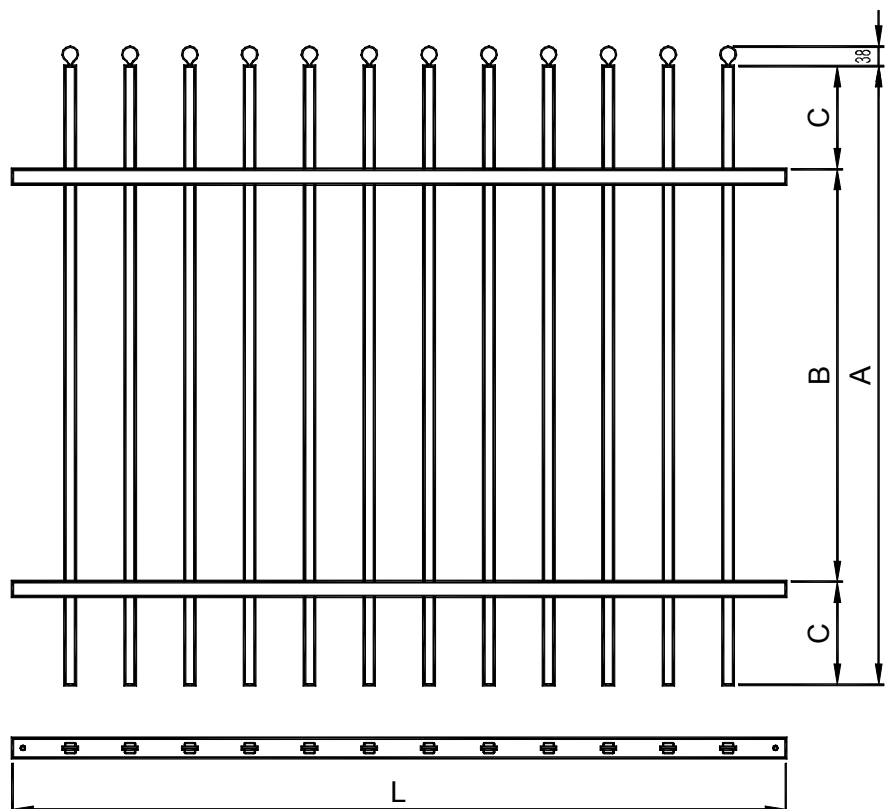


Q20T...
 Tonda Round



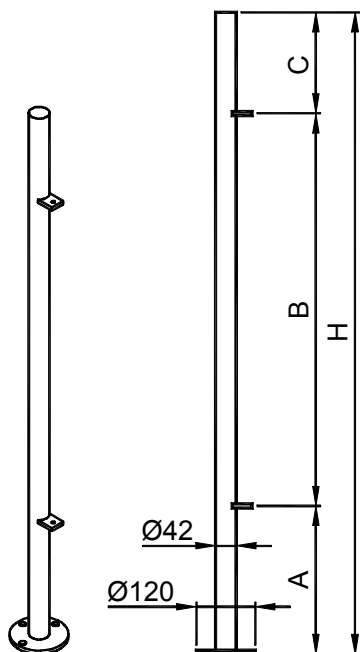
Dimensioni standard
 Standard dimensions

L	A	B	C
1250	1000	800	100
1500	1200	800	200
2000	1500	1100	200



PIANTONE PER FISSAGGIO A PAVIMENTO
STANCHION FOR FLOOR JOINT

PT42T...
PIANTONE INIZIALE
INITIAL STANCHION



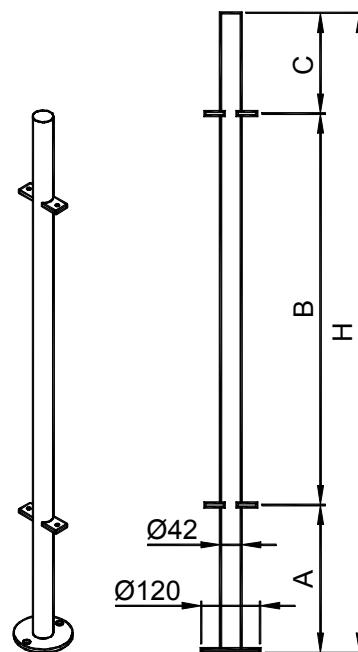
Profilato tondo Ø42
Round tube Ø42

Dimensioni standard
Standard dimensions

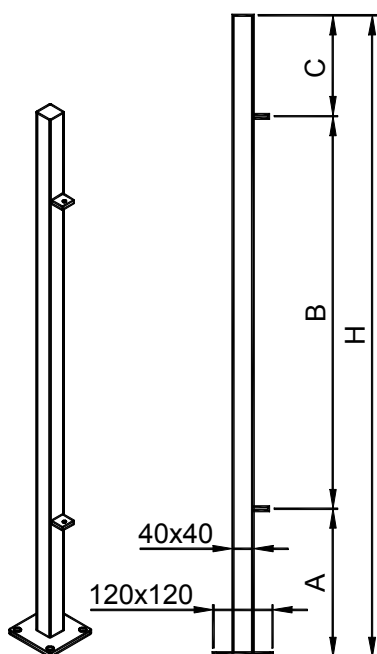
H	A	B	C
1100	200	800	100
1300	300	800	200
1600	300	1100	200

Piantone per ringhiera T20...
Stanchion for railing T20...

PT42I...
PIANTONE INTERMEDIO
MIDDLE STANCHION



PQ40T...
PIANTONE INIZIALE
INITIAL STANCHION



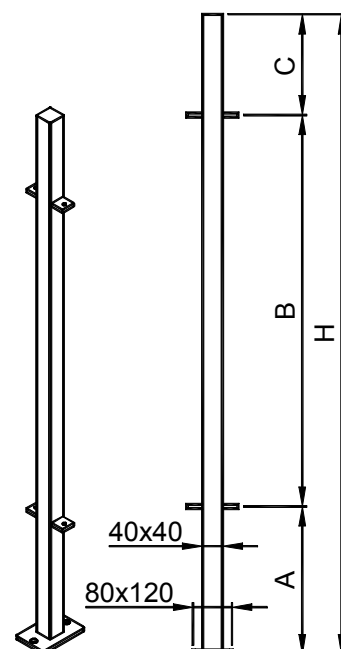
Profilato quadro 40x40
Square tube 40x40

Dimensioni standard
Standard dimensions

H	A	B	C
1100	200	800	100
1300	300	800	200
1600	300	1100	200

Piantone per ringhiera Q20...
Stanchion for railing Q20...

PQ40I...
PIANTONE INTERMEDIO
MIDDLE STANCHION

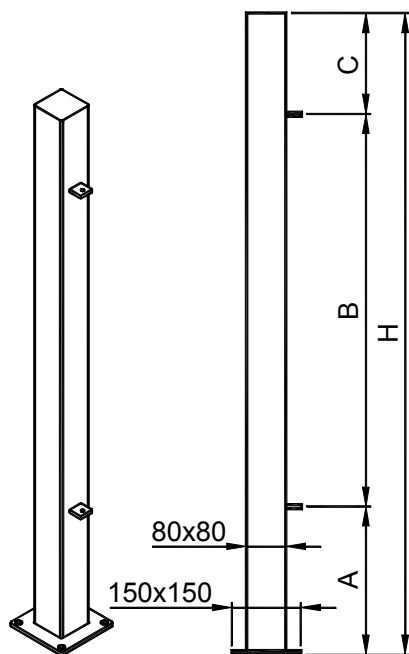


PIANTONE PER FISSAGGIO A PAVIMENTO
STANCHION FOR FLOOR JOINT

PQ80T...

PIANTONE INIZIALE

INITIAL STANCHION



Profilato quadro 80x80
Square tube 80x80

Dimensioni standard
Standard dimensions

H	A	B	C
1100	200	800	100
1300	300	800	200
1600	300	1100	200

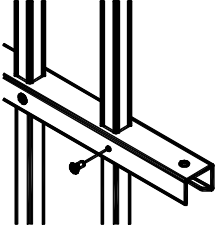
Piantone per ringhiera Q20...
Stanchion for railing Q20...

COME ORDINARE - HOW TO ORDER

Codice per ordinazione ringhiera - Code to order a railing:

Tipo.Lxxxx.Myyy.z

		Fornitura	Providing
S		Modulo ringhiera fornito saldato	The railing is provided soldered
A		Modulo ringhiera fornito sciolto (profilati da assemblare al montaggio tramite viti)	Separated pieces (You need to assemble the railing with screws)



		Materiale	Material
M304		Acciaio INOX AISI304	AISI304 STAINLESS STEEL
M316		Acciaio INOX AISI316L	AISI316L STAINLESS STEEL

Lunghezza L (vedi tabelle dimensioni standard)
Length L (see tables for standard dimensions)

		Tipo	Type
T20N		Profilato tondo Ø20 – Normale	Round tube Ø20 – Normal
T20F		Profilato tondo Ø20 – Foglia	Round tube Ø20 – Leaf
T20P		Profilato tondo Ø20 – Punta	Round tube Ø20 – Leader
T20T		Profilato tondo Ø20 – Tonda	Round tube Ø20 – Round
T20A		Profilato tondo Ø20 – Arco	Round tube Ø20 – Arc
T20M		Profilato tondo Ø20 – Mista	Round tube Ø20 – Mixed
Q20N		Profilato quadro 20x20 – Normale	Square tube 20x20 – Normal
Q20F		Profilato quadro 20x20 – Foglia	Square tube 20x20 – Leaf
Q20P		Profilato quadro 20x20 – Punta	Square tube 20x20 – Leader
Q20T		Profilato quadro 20x20 – Tonda	Square tube 20x20 – Round

Esempio: per ordinare una ringhiera standard in profilato tondo Ø20, tipo a foglia, L=1500, materiale AISI304, fornitura saldata à T20F.L1500.M304.S

Example: to order a standard railing made with an AISI304 round tube Ø20, leaf outline, L=1500, soldered à T20F.L1500.M304.S

Codice per ordinazione piantone - Code to order a stanchion:

Tipo.Hxxxx.Myyy

		Materiale	Material
M304		Acciaio INOX AISI304	AISI304 STAINLESS STEEL
M316		Acciaio INOX AISI316L	AISI316L STAINLESS STEEL

Altezza H (vedi tabelle dimensioni standard)
Height H (see tables for standard dimensions)

		Tipo	Type
PT42T		Iniziale – Profilato tondo Ø42	Initial – Round tube Ø42
PT42I		Intermedio – Profilato tondo Ø42	Middle – Round tube Ø42
PQ40T		Iniziale – Profilato quadro 40x40	Initial – Square tube 40x40
PQ40I		Intermedio – Profilato quadro 40x40	Middle – Square tube 40x40
PQ80T		Iniziale – Profilato quadro 80x80	Initial – Square tube 80x80

Esempio: per ordinare un piantone intermedio per ringhiera in profilato tondo Ø20, con H=1300, materiale AISI304 à PT42I.H1300.M304

Example: to order a stanchion for a railing made with round tube Ø20, H=1300, material AISI304 à PT42I.H1300.M304

Dimensioni in millimetri - Dimensions in millimeters